

Access sign plaques and holders are offered in a series of carefully selected metallic and non-metallic colors. These subtle ranges of aesthetic choices make it possible to select an appropriate color for most interior environments.


## Background Colors (metallic)




AP210 White Metallic




AP220 Medium Bronze



AP230 Dark Bronze




AP240 Black



AP410 Almond Metallic




AP420 Light Brown




AP430 Medium Brown



AP440 Dark Brown



AP310 Silver



AP320 Light Grey



AP330 Medium Grey



AP340 Dark Grey



AP510 Dark Blue



AP520 Dark Red




AP530 Dark Green

## Graphic Colors

Sign messages for metallic signs are available in 4 standard colors. Each color is available in any of the standard graphic reproduction techniques.



AP110 Cool White



AP120 Warm White



AP130 Black



AP140 Red

## Background Colors (non-metallic)



AR101 PMS 410C



AR104 Warm Grey 3C



AR201 PMS 465C



AR204 PMS 7500C



AR301 PMS 4715C



AR304 PMS 4755C




AR401 PMS 416C



AR404 PMS 413C



AR501 Cool Grey 11C



AR504 PMS 420C



AR601 PMS 5487C



AR604 PMS 5527C




AR701 PMS 5835C



AR704 PMS 5875C



AR801 PMS 431C



AR804 PMS 427C



AR001 SW7135 Twinkle

## Graphic Colors

Sign messages for non-metallic signs are available in 2 standard colors. Each color is available in any of the standard graphic reproduction techniques.



AR150 White



AR160 Cool Grey 11C

## Paint Color + Copy Color Contrast Chart

### Standard Non-Metallic Paint Finishes

Background Colors:		Copy Colors:	
Color #	Color Name	AR150 White	AR160 Cool Gray 11C
AR001	SW7135 Twinkle		
AR101	PMS 410		
AR104	PMS Warm Grey 3C		
AR201	PMS 465C		
AR204	PMS 7500C		
AR301	PMS 4715C		
AR304	PMS 4755C		
AR401	PMS 416C		
AR404	PMS 413C		
AR501	PMS Cool Grey 11C		
AR504	PMS 420C		
AR601	PMS 5487C		
AR604	PMS 5527C		
AR701	PMS 5835C		
AR704	PMS 5875C		
AR801	PMS 431C		
AR804	PMS 427C		

These charts show the Access paint options and the copy color options that meet the ADA contrast for visual characters. Please refer to these charts when selecting colors.

### Standard Metallic Paint Finishes

Background Colors:		Copy Colors:			
Color #	Color Name	AP110 Cool White	AP120 Warm White	C130 Black	C140 Red
AP210	White Metallic				
AP220	Medium Bronze				
AP230	Dark Bronze				
AP240	Black				
AP310	Silver				
AP320	Light Grey				
AP330	Medium Grey				
AP340	Dark Grey				
AP410	Almond Metallic				
AP420	Light Brown				
AP430	Medium Brown				
AP440	Dark Brown				
AP510	Dark Blue				
AP520	Dark Red				
AP530	Dark Green				